



District Report Card: 2017


State: Puducherry	District: Yanam
Class: 3	Subject: Language
Schools: 16	Students: 306


Participation/Coverage


Students

GENDER 	Boys		Girls	
	Number	%	Number	%
	171	55.88	135	44.12

AREA 	Rural		Urban	
	Number	%	Number	%
	0	0.00	306	100.00

CATEGORY 	SC		ST		OBC		GEN	
	Number	%	Number	%	Number	%	Number	%
	44	14.38	0	0.00	225	73.53	37	12.09

CWSN 	LD	VI	HI	S&LD	ID	Oth
	1	1	0	5	1	1

Management 	Government		Government-aided	
	Number	%	Number	%
	278	90.85	28	9.15

Average Performance of Students in Language (%)

Overall	Gender		Area		Management		Social Group			
	Male	Female	Rural	Urban	Govt.	Aided	SC	ST	OBC	GEN
57.52	53.61	62.47	0.00	57.52	55.13	81.19	49.55	0.00	57.01	70.09

Performance on Learning Outcomes (LOs)

Learning Outcomes	Description	Average Performance(%)
L304	Reads small texts with comprehension i.e., identifies main ideas, details, sequence and draws conclusions	58.59
L312	Reads printed scripts on the classroom walls: poems, posters, charts etc.	55.36

Range of Performance of Students who Answered Correctly							
Below 30%		30% - 50%		50% - 75%		Above 75%	
Number	%	Number	%	Number	%	Number	%
41	13.40	77	25.16	111	36.27	77	25.16

Lowest Performing Learning Outcomes (LOs)

1 - Reads printed scripts on the classroom walls: poems, posters, charts etc. (55.36)

2 - Reads small texts with comprehension i.e., identifies main ideas, details, sequence and draws conclusions (58.59)